



Canyon Hills Community Church
22027 17th Ave SE, Bothell, WA 98021
425-488-4121



Easter

Family Discipleship Guide



Note to Parents

First of all, thank you for picking up this guide and choosing to study about the events of Holy Week as a family. Inside you will find seven days of Bible reading (we recommend using the CSB Study Bible for this), discussion, and responses all designed to direct our minds and hearts to Jesus as we approach Easter morning. You may choose to do these all in the week leading up to Easter (Monday-Sunday), or you may choose to start earlier and space them out. In addition to Bible reading, discussion, and response, each day also has a simple craft or activity that you can do at home with little prep and minimal supplies. There is a supply list on page 3 of this guide so that you can be sure you have everything on hand. You will also notice a "Worship" suggestion for each day. These are all from the album "Awesome God: Worship Songs for Children" by Sovereign Grace Music. You can find this album on most music streaming services or on their website at sovereigngracemusic.org.

The story of Jesus' crucifixion and resurrection is the core of the Gospel message. You may find (and hopefully will) that your discussions go much deeper than what we have outlined. You may receive some big questions pertaining to sin, justification, and salvation. Praise God if that is the case! If your child has never prayed a prayer asking Jesus to be their Lord and Savior, this is a great time to talk to them more about what that means. The next page can serve as a guide for you as you walk your child through taking this important step.

Praying this study is a blessing to your family this Easter season!

Sincerely,

Pastor Alex and the Children's Team

Recommended Resources

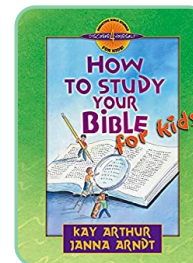
For Kids




"The Big Picture Interactive Bible Storybook"
Gospel Project



CSB Kids Bible




"How to Study Your Bible for Kids"
Kay Arthur and Janna Arndt



"Lord, Teach Me to Pray for Kids"
Kay Arthur and Janna Arndt

For Parents



"Biblical Worldview"
Josh Mulvihill



"50 Things Every Child Needs to Know Before Leaving Home"
Josh Mulvihill and Jen Mulvihill

Gospel Message

The gospel is the good news about Jesus' life, death, and resurrection. Use these simple prompts to share about the gospel with your kids.

1

God is King.

God is the creator of all things and rules as King over all things. Read Revelation 4:11.

2

We are sinners.

Everyone has disobeyed God. This is called sin, and sin separates us from God. Read Romans 3:23.

3

God made a way.

God is holy and must punish sin. God sent his Son, Jesus, to take the punishment that we deserved. Read John 3:16.

4

Jesus makes us new.

Jesus not only took away our sin on the cross, He replaced it with His righteousness. Now God sees us as if we lived the perfect life Jesus lived. Read 2 Cor. 5:21.

5

We have a choice.

Everyone has a choice to make: live for yourself or live for God. You can choose to turn from your sin and turn to Jesus. Read Romans 10:9-10.

If you are ready to stop living for yourself and turn to Jesus, here is a simple prayer you can pray to God as a commitment to live for Him: **Dear God, I know I'm a sinner, and I know my sin deserves to be punished. I believe Jesus died for me and rose from the grave. Thank you for the forgiveness and everlasting life I now have in Your name. Amen.**

Supply List

Day One:

- Coloring supplies
- Scissors
- Glue

Day Two:

- Fruit (apples, pears, and oranges work well)
- Paint (any color)
- Paper (cardstock works best)

Day Three:

- Paper (cardstock or construction paper work best)
- Pen or pencil for tracing
- Markers
- Scissors

Day Four:

- Play-doh/modeling clay
- Bread
- Grape juice


Day Five:

- 5-6 pieces of colored paper (all different colors)
- Black cardstock
- White cardstock
- Brown paper
- Scissors

Day Six:

- Easter basket
- Rocks
- Red cloth (such as a napkin or a scarf)
- Easter treats/gifts

Day seven: "Hosanna" banner



Family Activity

God's Good Gift

Supply:

- Easter basket full of treats/gifts (from yesterday's activity)

Yesterday we talked about how our sin was like rocks - heavy burdens that weigh us down and keep us from experiencing the good things that God has for us. We also talked about how Jesus' blood covered those sins. He took that heavy burden on Himself and offers us forgiveness and freedom. Look in your basket today! What did you find? God doesn't just take our sin away, He replaces it with good gifts! Through Him, we experience love, joy, peace, and hope that we can never know apart from Him. When we surrender our lives to Him, He is faithful to forgive us and take our sins away.



- DAY ONE -

The Triumphal Entry

The Triumphal Entry

Read: Matthew 21:1-11

Crowds flocked to Jesus because they had heard of the good works and miracles He had done. Many had also heard that He was the Messiah, the promised deliverer of the Jewish nation. They knew He was worthy of their honor, so they treated Him like a King when he arrived in Jerusalem. He is our King and worthy of our worship and honor everyday!

Talk About It

Who did Jesus send to get a donkey for Him to ride on?

What did the crowd do as Jesus rode into the city? Why?

What did this teach you about Jesus?

How can we honor and worship Jesus in our lives today?

"Hosanna" Banner

Today's letter is "A". Color this letter yellow to represent the bright light from the empty tomb. You may even choose to draw a tomb with the light coming out of it!

Your banner is complete! String all of your letters together and hang it up to review all you learned about Jesus' journey to the cross.

Respond

The news that Jesus rose from the dead is good news for us today because it means that the Holy Spirit is in us, empowering us and helping us everyday. Take some time to talk about how the Holy Spirit helps you (i.e. He helps you live out the Fruit of the Spirit that we talked about on Day Two).

Pray: Jesus, thank You for doing what You said You would do and rising from the dead. Thank You for sending the Holy Spirit to help me today. Help me to obey Your word and tell others the good news about Your life, death, and resurrection.

Worship: "Three in One" by Sovereign Grace Music

Easter

Read: Matthew 28:1-10, 16-20

This was it! The day that Jesus' followers had been hoping for! Jesus was ALIVE! What good news this was for them, and what good news it is for us today. Jesus did not die and stay in the grave; He is alive and well. There is no better news to be told. Before Jesus left His disciples to ascend to heaven, He told them that He would be with them forever. He wouldn't be with them physically on earth anymore, but He gave them the Holy Spirit to live in them. The Holy Spirit is one person of the Trinity. This is a word to describe the three persons of God: God the Father, God the Son (Jesus), and God the Holy Spirit. This gift was not only for His disciples, it was for all of His followers - even you and me!

Talk About It

What did the women see when they approached Jesus' tomb?

What did the angel in the tomb tell them? What were they told to do?

After Jesus had appeared to His disciples, what did He tell them to do?

"Hosanna" Banner

In most Bible translations, verse 9 of today's reading says that the crowds shouted "Hosanna..." as Jesus rode into Jerusalem. "Hosanna" was an exclamation of adoration that means "Save us". Jesus came as the Savior of the world, and He is our Savior today.

Throughout the seven lessons, we will be creating a banner that reads "HOSANNA". This guide includes a template for you to color/decorate a different letter each day, and by the end of the week you will have a banner to hang up that will remind you to worship Jesus as your Savior everyday! Hosanna!

Today's letter is "H". Color this letter green to represent branches. You may choose to draw branches and cloaks on it as well!

Respond

Pray: Father God, thank You for sending Your Son to the earth as a humble King. Thank You that He came to save the world! Help me to honor and worship You with my life today and everyday.

Worship: "Who Is Like You?" by Sovereign Grace Music

Family Activity

The Road to Jerusalem

Supplies:

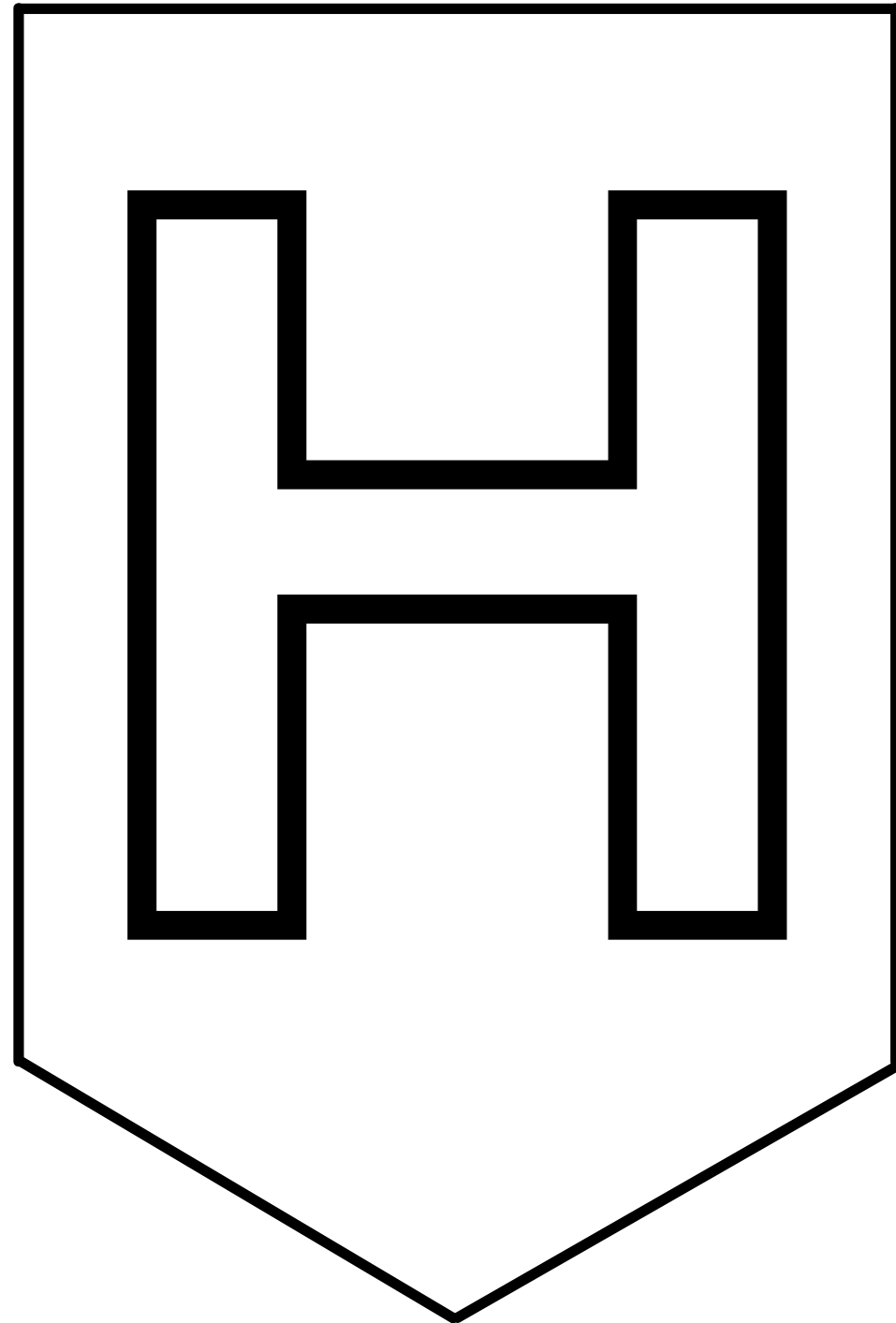
- Piece of white paper (cardstock works best)
- Cloak & branch cut-outs (pages 10 and 12)
- Coloring supplies
- Scissors
- Glue


On your piece of white paper, draw two parallel curved lines from the top of the paper to the bottom, like a road. Have your child color the road and the surrounding ground. Next, color and cut out the cloaks and branches from pages 10 and 12 of this booklet. Glue these onto your road. You've recreated the road into Jerusalem! If you have them, you can use small animals or people to reenact the scene as well.



- DAY SEVEN -

Easter





Family Activity


Weight of Sin

Supplies:

- Easter basket
- Rocks
- Red cloth (such as a napkin or a scarf)

As we think about our sins that sent Jesus to the cross, talk about how our sin can be compared to heavy rocks. When we try to carry them on our own, we grow weary. We have no ability on our own to get rid of them - only Jesus can do that for us. As you talk about your sins, load some rocks one by one into your basket. You may even choose to write down sins on the rocks. Once you're done filling the basket with rocks, have your child try to carry it. Our sin is a heavy burden that we cannot bear on our own. Finally, cover the rocks and the basket with a red cloth. Talk about how, when Jesus died, His blood covered our sin. He suffered death so that we wouldn't have to.

Parents, after your children are in bed, replace the rocks in the basket with gifts or treats.



"Hosanna" Banner



Do you remember what "Hosanna" means? It means "Save us".

Today we are coloring the letter "N". Color this letter red to represent Jesus' blood that covers our sins.

Respond

Sin is disobeying God and His word. Take some time as a family to talk about what sin is. You may even choose to name specific sins that you are currently struggling with (parents, lead by example in this!).

Pray: Thank You, Jesus, for suffering a sinner's death so that I wouldn't have to. Thank You that You are faithful to forgive me when I repent of my sins. Help me turn from my sin and follow You everyday.

Worship: "The Gospel Song" by Sovereign Grace Music

Holy Saturday

Read: Matthew 27:57-66







Imagine you were one of Jesus' followers. Jesus has just been crucified. His enemies are rejoicing in victory. Perhaps you have even heard that He would rise from the dead, but you have a hard time believing that. We have the benefit today of knowing that the Resurrection happened, and sometimes that can make it hard for us to understand the sadness that we should feel about the Crucifixion. Jesus didn't die because He had done something wrong, like the men on either side of Him on the cross. He died a sinner's death, but He is the only one in history to have never sinned. He died for your sin and for my sin. When we think about His death, it should make us sad that our sin caused our Savior to suffer in that way. Today, allow yourself to think about your sin and to thank Jesus for what He suffered on your behalf.

Talk About It

Describe what happened in these verses in your own words.

How do you think Jesus' followers felt on this day between His death and resurrection?

What does Jesus' death mean for us today?





- DAY SIX -

Holy
Saturday



- DAY TWO -

The Fig Tree & The Temple

The Fig Tree & The Temple

Read: Matthew 21:12-22

Jesus takes sin very seriously. The temple was being used for something other than worshipping God. As a matter of fact, it had become an altar to worship the idol of money, and Jesus loved His people too much to allow that! Jesus also used a fig tree to teach His disciples a very important lesson. The fig tree looked like it was fruitful, but as Jesus inspected it, it was bare! Jesus calls us to not just have the appearance of fruit in our lives, but to have a heart that is full of the Fruit of the Spirit (Galatians 5:22-23).

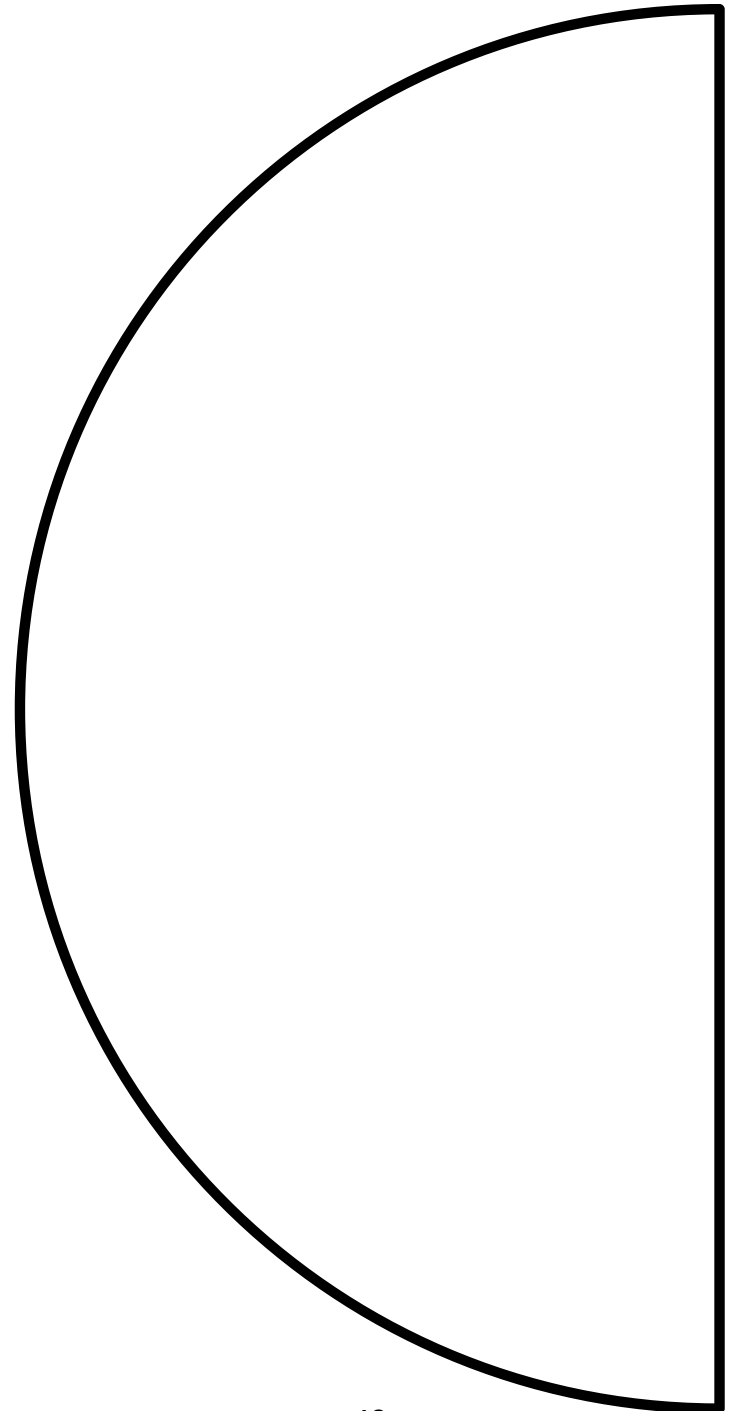
Talk About It

What happened at the temple? Why did Jesus overturn the tables?

Why do you think Jesus cursed the fig tree?

Can you think of any other verses in the Bible that talk about fruit? How are we like fruit? See John 15.

What did you learn about Jesus in this section?



"Hosanna" Banner

Do you remember what "Hosanna" means? It means "Save us." Today we get to color the letter "O". Since we talked about the Fruit of the Spirit today, we are going to color this letter orange to represent an orange fruit! You can also add a stem and leaf to the top to make it look more like an orange.



Respond

Spend some time talking about the Fruit of the Spirit from Galatians 5:22-23 and discuss how you can display them in your everyday lives.

Pray: God, thank You for loving me enough to convict me of my sin and letting me know the best way to go. Help me to have a heart that is bearing good fruit everyday.

Worship: "Your Love" by Sovereign Grace Music


Family Activity


Fruit Stamping


Supplies:

- Fruit (apples, pears, and oranges work well)
- Paint (any color)
- Paper (cardstock works best)

Cut the fruit in half. These will be your stampers. Dip the fruit halves in paint, then stamp them on your paper. If you don't have or don't want to use paint, you can also simply trace the fruit halves with marker and color them in. Once the paint is dry, write the Fruit of the Spirit from Galatians 5:22-23 on the fruit. Hang this up to remember the fruit that we should be bearing in our lives!








Family Activity

Paper Cross

Supplies:

- 5-6 pieces of colored paper (all different colors)
- Black cardstock
- White cardstock
- Brown paper
- Cross & hill template (pages 38 and 40)
- Scissors

Cut out the cross template and trace it onto the black cardstock paper. Cut the cross out. Do the same with the hill template on the brown paper. Next, tear horizontal strips from each of your colored pieces of paper that are about 2-2.5 inches thick. Don't worry about getting a straight line; you want a ripped edge for this project. Take one strip of ripped paper and line it up with the bottom of your white cardstock. Glue it down. Take another ripped strip of paper and glue it above the first strip, slightly overlapping. Continue alternating colors until you reach the top of your white paper. Trim any excess paper off the top. Finally, glue the brown hill to the bottom of your paper, followed by the black cross on top.



- DAY THREE -

Jesus Washes
the Disciples'
Feet

Jesus Washes the Disciples' Feet

Read: John 13:3-15

Mark 10:45 tells us that Jesus "did not come to be served, but to serve, and to give His life as a ransom for many." In our reading today, we see Jesus taking on the humble attitude of a servant and washing the dirty feet of His disciples. This act of love was surprising and probably caught the disciples off guard! Why was their teacher, the one whom they followed, kneeling down on the floor and washing their feet? Jesus did this to set an example for them. True followers of Jesus are humble servants. Take some time to talk about how you can take on this attitude in your own life today.

Talk About It

What did Jesus do for His disciples in today's reading?

Why do you think this was surprising for them?

What lesson do you think Jesus was trying to teach His disciples? How does this apply to us today?

"Hosanna" Banner

Today's letter is "N". Color this letter black to represent the darkness that covered the earth following Jesus' death (Matthew 27:45). You could also add stars or planets to remind you of the night sky.



Respond

Parents, today would be a great opportunity to share with your kids how you came to know the Lord. Share what your life was like before Christ and how He has changed you since.

Pray: Thank You, God, for making a way to heaven for me. Thank You for granting me eternal life when I deserved death. Help me to grieve over my sin as You do and to live for You everyday.

Worship: "Mighty, Mighty Savior" by Sovereign Grace Music

Good Friday

Read: Matthew 27:11-54

Jesus' followers had given up everything to follow Jesus, and now here He was, facing crucifixion. They didn't understand why Jesus had to die or that He was going to rise from the dead in three days. Now we know those things, but then, they were devastated and grieving for their friend. Jesus willingly died an excruciating death... but why? The Bible teaches that all people are sinners (Romans 3:23) and that all sinners deserve death (Romans 6:23). So God came up with a plan to save us from our sin and grant us eternal life with Him instead of the punishment we deserve. He sent His only son, Jesus, to the earth to live a perfect life and to die in our place. He suffered so that we wouldn't have to. What an amazing love that is!

Talk About It

Describe the events in this section leading up to Jesus' crucifixion. Who did He see? What did they ask Him and how did He respond?

Why do you think the crowds wanted to crucify Jesus instead of Barabbas?

What happened after Jesus breathed His last breath?

"Hosanna" Banner

Today's letter is "S". Color this letter blue to represent the water used to wash the disciples' feet. You can add waves or ripples to the water if you would like as well!



Respond

Take some time to discuss how you can serve others as a family. Some ideas could be taking coffee to a grandparent, baking cookies for a neighbor, or inviting a friend to your church's Easter service! Pick something to do this week as a family to put this lesson into action.

Pray: Thank You, Jesus, for setting an example for us of a humble servant. Help us to serve others in the same way that You did.

Worship: "Jesus Came to Earth" by Sovereign Grace Music

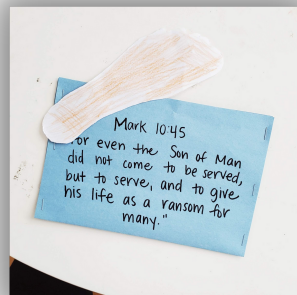
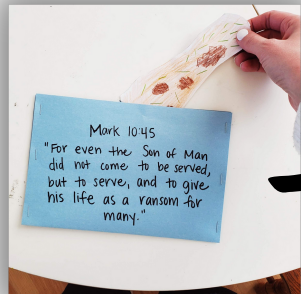
Family Activity

Foot Washing

Supplies:


- White paper
- Pen or pencil for tracing
- Blue construction paper
- Markers
- Scissors
- Stapler or tape


First, fold your white paper in half and trace your child's foot on one side. Next, cut it out. You should be left with two feet cut-outs. On one foot, have your child take the markers and scribble on it to make it dirty. Keep the other foot clean. Next, fold the blue construction paper in half and staple or tape up the sides to create a pocket. Write Mark 10:45 ("For even the Son of Man did not come to be served, but to serve, and to give his life as a ransom for many") on the front of this pocket. Start with the clean foot hiding inside the pocket. Take the dirty foot and place it in the pocket, then pull out the clean one! This is a reminder of how Jesus washed the disciples feet and how He washes our hearts clean today, making us humble servants just like He was!



- DAY FIVE -

Good Friday





Family Activities

The Last Supper

Supplies:

- Play-doh (or modeling clay)

Use your Play-doh to shape a plate, a piece of bread, and a cup. Use these to reenact the Last Supper together!

Family Communion

Supplies:

- Bread
- Grape juice

1 Corinthians 11:23-26 gives us instruction on why and how we should partake in communion together. Take some time to read this passage together as a family and take communion together.



- DAY FOUR -

The Last Supper & The Prayer at Gethsemane

The Last Supper & The Prayer at Gethsemane

Read: Luke 22:14-20, 39-43

John 3:16 tells us that God "gave His one and only Son, so that everyone who believes in Him will not perish but have eternal life." From the beginning, God's plan was to send Jesus to the world to die on the cross so that we can be in relationship with Him. Jesus knew what His mission was, but that doesn't mean it was easy! At the Last Supper, Jesus wanted His disciples to know that his upcoming crucifixion was God's plan and that it was for them - to cover their sin and the sin of all mankind. We also see that Jesus was in distress as He prayed in the Garden. He knew how painful and hard His mission was, yet still He prayed, "nevertheless, not My will, but Yours, be done."

Talk About It

At the Last Supper, what did Jesus say the wine that He drank with the disciples represented? What about the bread that they ate?

Do you know what we call this ritual today?

What happened at the Mount of Olives in today's reading?

What do you remember about Jesus' prayer?

"Hosanna" Banner

We are continuing to make our "Hosanna" banner today by coloring the letter "A". Color this letter brown and/or red to represent the bread and wine taken at the Last Supper. You could also draw pieces of bread and cups of wine if you would like!



Respond

Hebrews 12:2 tells us that Jesus endured the cross "for the joy that lay before Him." He was willing to die because He knew that was the only way for us to experience true joy in Him. What's something that you can do today for the joy of someone else, not just your own?

Pray: God, thank You for sending Jesus to the world to restore our relationship with You. Help me to have an attitude like Jesus - a heart that's willing to follow Your will no matter what.

Worship: "Almighty Creator" by Sovereign Grace Music